

Rain or Shine

Hollis Area Equestrians Fun Show

Sunday, June 2, 2019 – Starts at 9:00AM
Hollis Town Ring, 26 Depot Road Hollis, NH
Judge - Ray Hackett

Great Opportunity
for Judge Feedback!

Laid Back Show
Grounds with Food
Booth!

More info: contact Suzanne Ferris 978-835-0465 or nvsliders@gmail.com

Warm up will be from 7:30AM to 9AM then a short one will be held before each Division

1. Showmanship Class (All ages and breeds including Minis) See Posted Pattern
2. Natural Horsemanship Showmanship (To be shown in Halter and loose lead, hold lead in Left hand) See Posted Pattern

Lead Line

3. Lead Line Equitation (Walk-Trot/Jog)
4. Lead Line Pleasure (Walk-Trot/Jog)
5. Lead Line Simon Says (Walk-Trot/Jog)

Walk-Trot/Jog - All Ages

6. Walk, Trot/Jog Equitation
7. Walk, Trot/Jog Pleasure
8. Walk, Trot/Jog Discipline Rail

Green Horse – under 3 yrs. of showing

No Cross Entering

9. Green Horse Walk Trot/Jog Equitation
10. Green Horse Walk Trot/Jog Pleasure
11. Green Horse Walk, Trot/Jog, Canter/Lope Equitation
12. Green Horse Walk, Trot/Jog, Canter/Lope Pleasure

Youth 18 years of Age and under

13. Junior Walk, Trot/Jog, Canter/Lope Equitation
14. Junior Walk, Trot/Jog, Canter/Lope Pleasure
15. Junior Walk, Trot/Jog, Canter/Lope Discipline Rail

Adult - 19 years of Age and over

16. Adult Walk, Trot/Jog, Canter/Lope Equitation
17. Adult Walk, Trot/Jog, Canter/Lope Pleasure
18. Adult Walk, Trot/Jog, Canter/Lope Discipline Rail

Dressage and Jumping Classes - ALL AGES

19. Dressage Suitability
20. Short / Long Stirrup – 18" Cross Rails Pleasure
21. Short / Long Stirrup – 18" Cross Rails Equitation
22. Low Hunter – Fences not to exceed 2'3" Pleasure
23. Low Hunter – Fences not to exceed 2'3" Equitation

Western - ALL AGES

24. Ranch Horse Riding (Pattern)
25. Ranch Horse Pleasure
26. Western Reining (Pattern)

Gymkhana - ALL AGES

27. Barrel Race
28. Pole Bending
29. Key Hole
30. Big T
31. Egg and Spoon

Versatility Trail Classes (will be held outside the ring between 9AM and 12 PM)

32. Natural Horsemanship Versatility Trail (Open to ALL including Minis) (To be shown in Halter and loose lead, hold lead in left hand)
33. Lead Line Versatility Trail
34. Green Horse Versatility Trail - under 3 yrs. of showing **No Cross Entering**
35. Youth Versatility Trail (18 years of age & under)
36. Adult Versatility Trail (19 years of age & over)

Series End Division Championships - Must attend both Shows to be eligible

Great Prizes! Belt Buckles for Gymkhana!!

Lead Line	Classes: 3, 4, 5 and 33
WT	Classes: 6, 7, 8 and 35
Green Horse WT	Classes: 9, 10 and 34
Green Horse WTC	Classes: 11, 12 and 34
Youth 18 and under	Classes: 13, 14, 15 and 35
Adult	Classes: 16, 17, 18 and 36
Dressage/Jumping	Classes: 19, 20, 21 or 19, 22, 23
Western	Classes: 24,25,26
Gymkhana	Classes: 27, 28, 29, 30, 31

Hollis Area Equestrians Show Rules

Warm up will be from 7:30 AM to 9AM

A short warm up will be held before each Class Division

1. SEI/ASTM approved hard hats required when mounted.
2. Shoes with heels required (NO SNEAKERS).
3. Saddles required in all riding classes.
4. Show attire is NOT required.
5. Judge & Show Management decisions are final.
6. Classes/Divisions may be combined/divided or cancelled at judge or show committee discretion.
7. All ages are as of 1/1/2019.
8. No alcohol permitted on the grounds.
9. No Refunds.
10. Current Negative Coggins required.
11. No Schooling allowed in the parking lot. (A short warm up will be allotted in ring before each division).

Class Descriptions

Equitation is a class where the rider is evaluated on their position while mounted, and encompasses a rider's ability to ride correctly and with effective aids.

Pleasure is a class where the horse is evaluated on how pleasurable they are to ride. Horses are judged on their manners, performance, smoothness and consistency.

Disciplined Rail is a class which tests the skills of both horse and rider, as they execute specific gaits, transitions and movements as requested by the judge.

Natural Horsemanship is a class which shows the relationship you have with your horse to the Judge by demonstrating class requirements without physically touching your horse. Use your body movements to signal your horse. For safety reasons we would like you to hold onto your horse on a loose lead with your left hand only while dropping your right hand to your side.

Please use both hands in the event your horse becomes unruly or becomes out of control and is at risk of getting away from you.

Hollis Area Equestrians Fun Show
Sunday, June 2, 2019 – Starts at 9:00AM (Rain or Shine)
Hollis Town Ring, 26 Depot Road Hollis, NH
Judge – Ray Hackett

Entry Form

Entry Fees: \$12.00 Per Class for HAE Members

\$15.00 for non-members

\$5.00 Administrative Fee per Rider

\$12.00 for Pre-Entry (email to haehollis@gmail.com) Pre-Entries must be received by May 30, 2019 (no payment needed until checking in at show)

Name of Rider: _____

Address of Rider: _____

E-Mail if available: _____

Barn Name: _____

Age if under 18: _____

Phone number: _____

Name of Horse: _____

Circle Classes Entered by number: 1 , 2 , 3 , 4 , 5 , 6 , 7 , 8 , 9 , 10 , 11 , 12 , 13 , 14 ,
15 , 16 , 17 , 18 , 19 , 20 , 21 , 22 , 23 , 24 , 25 , 26 , 27 , 28 , 29 , 30 , 31 , 32 ,
33 , 34 , 35 , 36 .

Total Due : \$

This waiver must be signed by rider or parent of rider, if rider is under 18 years of age: I agree to hold the Hollis Area Equestrians Inc., the Town of Hollis, NH and any and all operators and employees of this horse show free from any and all demands of any nature that may be occasioned by me or those in my charge, or horses entered by me. I agree to abide by the rules and accept decisions rendered by the judge and show committee. Furthermore, I understand the inherent dangers of horseback riding, accept them and do so at my own risk.

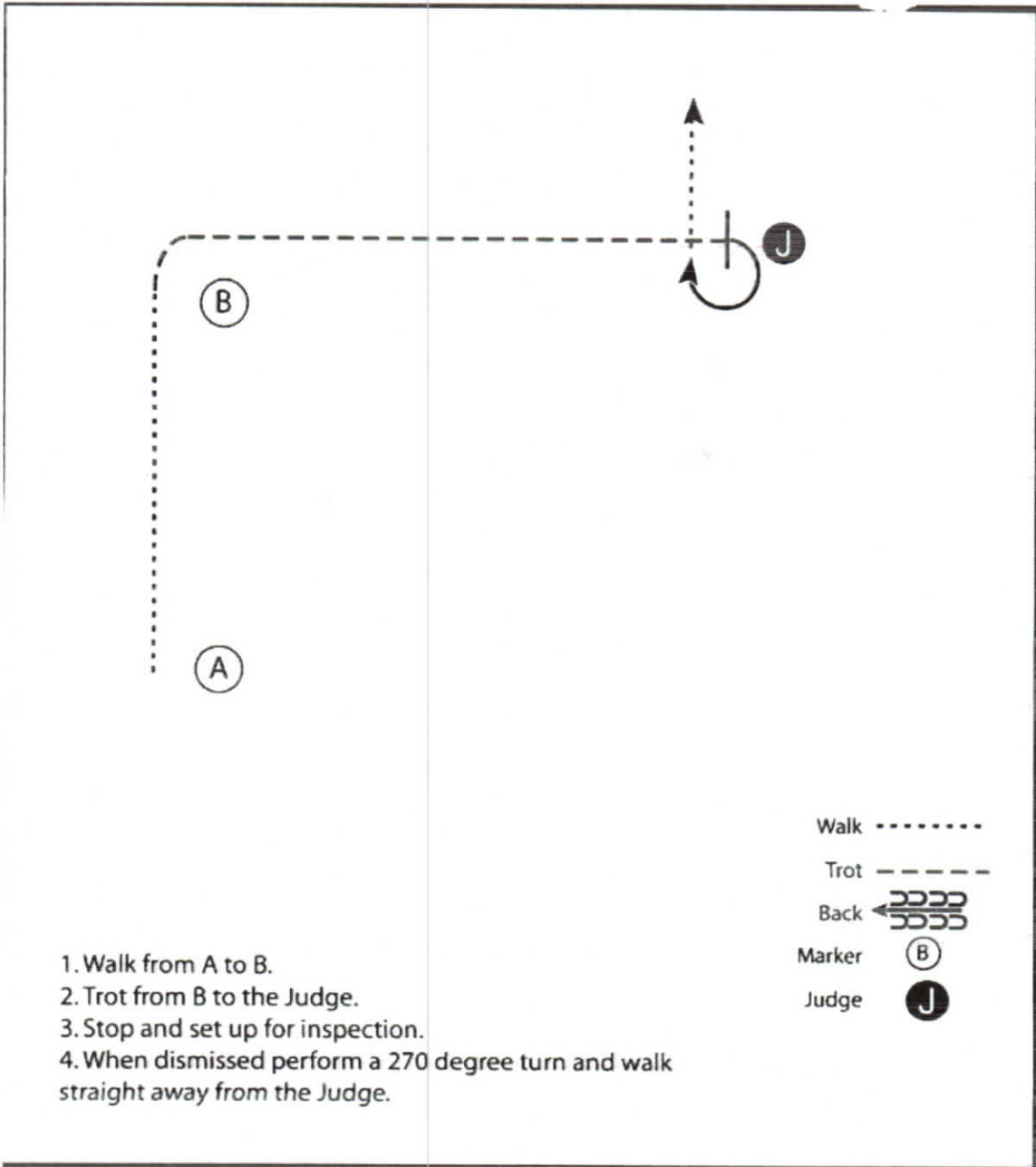
Signature:

(Parent or Guardian or Rider)

Date:

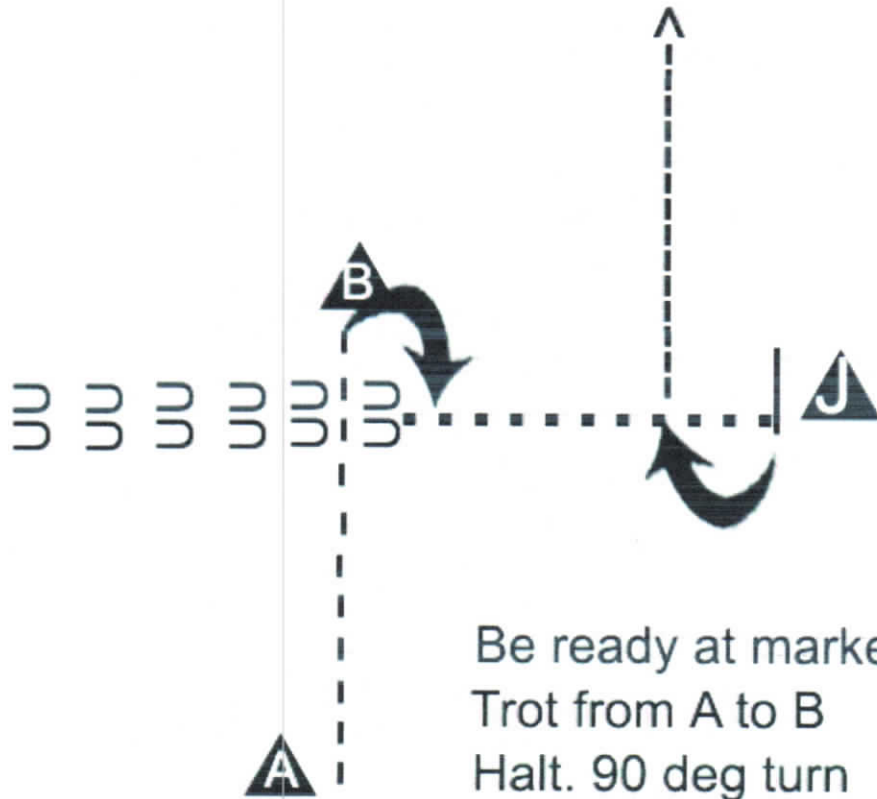
Please make checks payable to Hollis Area Equestrians or HAE. Visit our website at www.hollisareaequestrians.org

Rider #		
Paid	Check #	Cash



Class 1. Showmanship

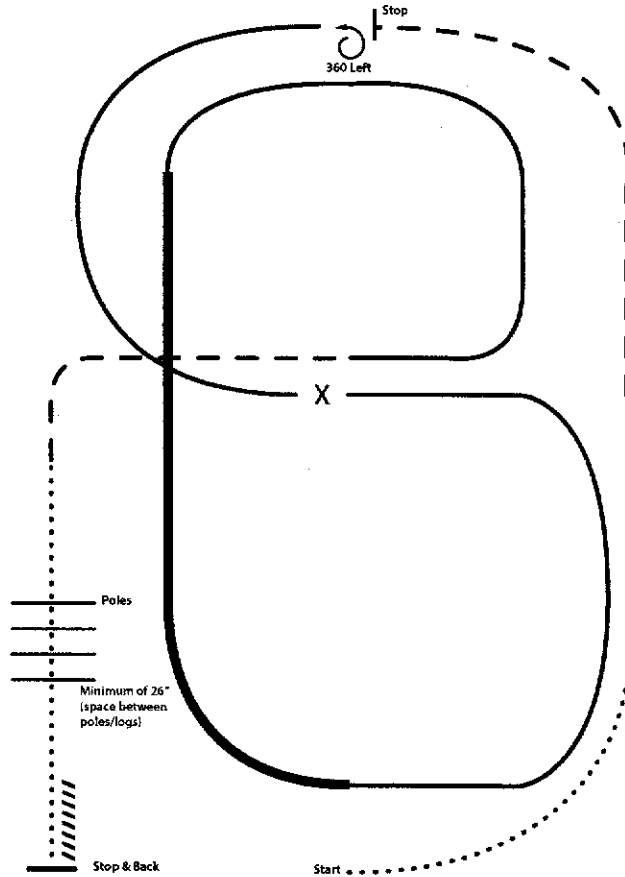
Showmanship



Be ready at marker A
 Trot from A to B
 Halt. 90 deg turn
 Back 6 steps
 Walk to judge
 Set up for inspection
 270 deg turn trot away.
 Line up

*Class 2. Natural horsemanship
 Showmanship*

RANCH RIDING - PATTERN I

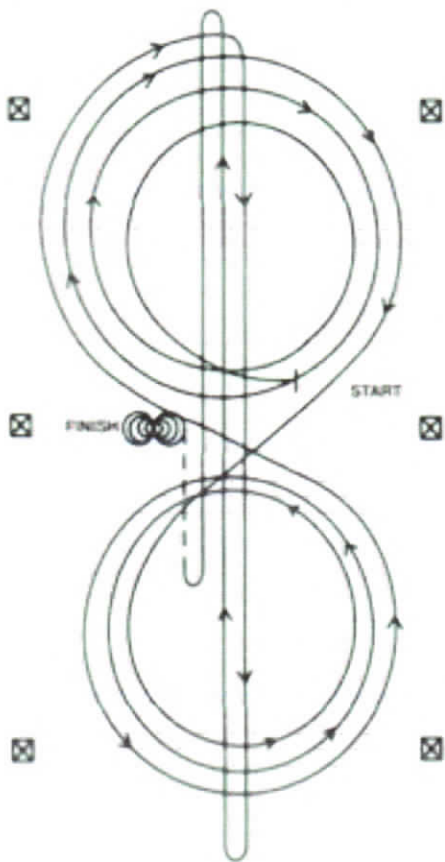


- X Lead Change
- • Walk
- - Trot
- - Ext Trot
- — Lope
- — Ext Lope
- ////// Back

1. Walk
2. Trot
3. Extend the trot, at the top of the arena ,stop
4. 360 degree turn to the left
5. Left lead 1/2 circle, lope to the center
6. Change leads (simple or flying)
7. Right lead 1/2 circle
8. Extended lope up the long side of the arena (right lead)
9. Collect back to a lope around the top of the arena and back to center
10. Break down to an extended trot
11. Walk over poles
12. Stop and back

PATTERN

2



PATTERN

2

Horses may walk or trot to the center of arena. Horses must walk or stop prior to starting pattern. Beginning at the center of the arena facing the left wall or fence.

1. Beginning on the right lead, complete three circles to the right: the first circle small and slow; the next two circles large and fast. Change leads at the center of the arena.
2. Complete three circles to the left: the first circle small and slow; the next two circles large and fast. Change leads at the center of the arena.
3. Continue around previous circle to the right. At the top of the circle, run down the middle to the far end of the arena past the end marker and do a right rollback - no hesitation.
4. Run up the middle to the opposite end of the arena past the end marker and do a left rollback - no hesitation.
5. Run past the center marker and do a sliding stop. Back up to the center of the arena or at least ten feet (three meters). Hesitate.
6. Complete ² spins to the right. Hesitate.
7. Complete ² spins to the left. Hesitate to demonstrate the completion of the pattern.

Rider must dismount and drop bridle to the designated judge.

*Simple or Flying
changes*

Western Reining